



**Winners!** Best Audio/Video and Home Networking Products

In Association with

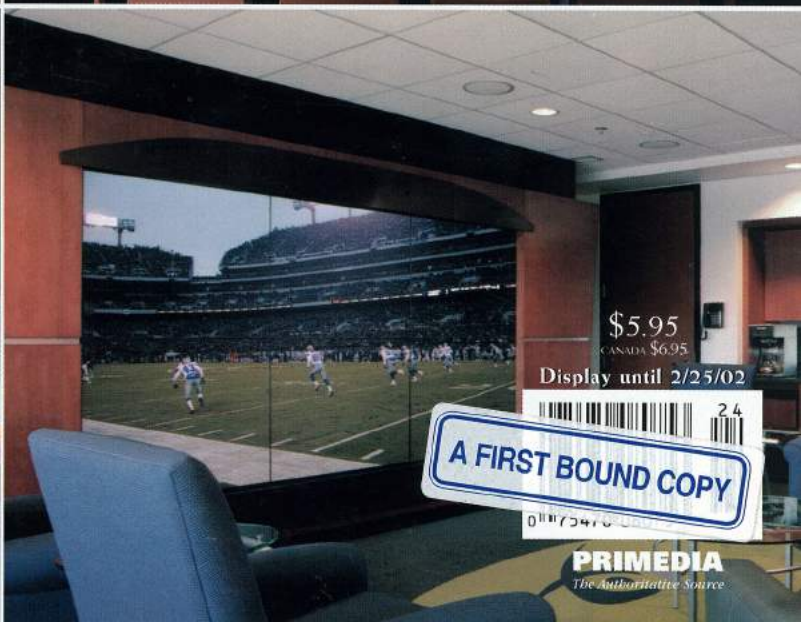
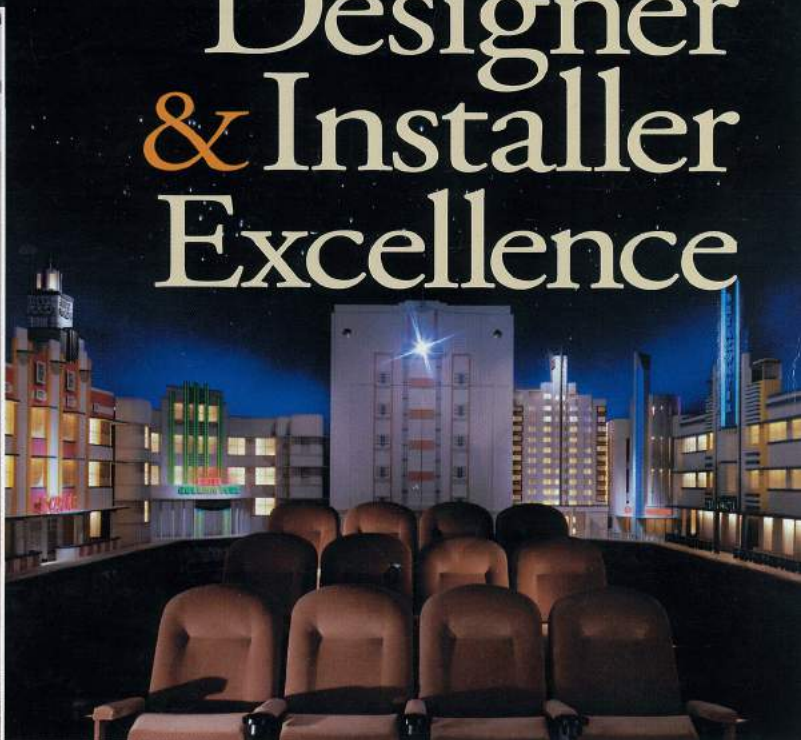


# *Living the* **Electronic Life**

A SPECIAL FROM THE EDITORS OF AUDIO VIDEO INTERIORS  
[www.audiovideointeriors.com](http://www.audiovideointeriors.com)

WINTER 2002

## Awards *for* Designer & Installer Excellence



\$5.95  
CANADA \$6.95

Display until 2/25/02



24

**A FIRST BOUND COPY**

011173476

**PRIMEDIA**  
The Authoritative Source



(winner)

Best Media Room

# A Room With Two Views

■ DESIGN & INSTALLATION BY ELECTRONICS DESIGN GROUP, INC.

The clients of this home wanted HDTV, a theater size screen, motorized shades and lighting control. However, they didn't want technology to interfere with the room's décor or the lush forest view seen from the large windows. To accomplish this task,

Electronics Design Group assembled a team of talented of architects, craftsmen and custom designers.

Together, they designed and built a room where equipment comes alive with the push of a button.

Integrated with an AMX control system are blackout shades, eight zones of lights, five televisions and two DELL PC's with wireless RF keyboards. A Sony video projector descends from the ceiling casting stunning images on the 100-inch Stewart screen. Other displays include a Sony 42-inch plasma and two Mitsubishi 65-inch RP-HDTV sets. Sources are configured through a Matrix to allow any video source to route to any television. Operation is intuitive with the AMX panel that acts as "command central." Sonance Silhouettes that act as the anchor for the L/C/R

channels provide audio. A pair of Sonance T-4000 speakers hide behind the fabric panels on the side-walls, and a pair of Mariner 300's are located on wood beam rafters behind the seating areas. Even the center channel hides in the hearth and is painted black to match the black granite. Behind the bar, a 24-inch Sony WEGA has access to all sources (not HDTV) and is controlled by the second TXC-32 RF Remote. The bar is also equipped with a Lutron 4S scene control, phone jack and LAN jack. The result is a harmonious blend of both style and technology. ■









**Media Room**

Sony VPH-D50HTLI  
Mitsubishi WS6565905 RPTVs  
Sony PFM-500 42" Plasma  
Sony KV24V10 24" TV  
Electrokinetics Lift  
Stewart LX-100 Screen  
RCA DTC-100 HDTV (4)  
RCA 24" HDTV Dish  
CTI Rock Cover for Dish  
Sony DVPS7700 DVD  
Sony SLV-780 Hi-Fi VCR  
Sony CDPC-7ES 5 Disc CD Player  
Knox RS8x8HB Routing Switcher  
Extron RGB Distribution Amplifiers  
Sony TAE-9000ES Dolby Digital Processor  
Sony TAN-9000ES 5 Channel Amplifier  
Dell Dimension XPS-700TXPR PC Computers (2)  
Motorola Cable Modem  
Wireless Surfboard RF Keyboards  
Sony Playstation Game-2 Console  
Linksys Cable/DSL Router  
Leviton CAT-5 Patch Panel  
Sonance Silhouette 30 LCR  
Sonance T-4000 Loudspeakers  
Sonance Mariner 300 speakers  
M-K MX350 Active Subwoofer  
AMX Axcnt-2 Integrated Access System  
AMX AXB-IRS4 Infrared Bus Controller (2)  
AMX TXC-32 RF Remote (2)  
AMX AXR-RF RF Receiver  
AMX AXT-CV-10 10.4" Color Active Matrix  
AMX AXB-TC TV Controller (2)  
AMX AXB-REL-8 Relay Bus Controller (3)  
AMX PS4.2 Power Supply  
Lutron HP-6 Power Boosters (3)  
Lutron HP-2 Power Boosters  
Lutron GRX-4 Zone Controllers(2)  
Lutron GRXAV232 Control Interface  
Somfy Motorized Shades (9)  
Shade control by AMX  
Xenflex Strip Lighting  
WAC Lighting



(winner)

*Best Hidden Installation*

# Lake View Sanctuary

■ DESIGN & INSTALLATION BY ELECTRONICS DESIGN GROUP, INC.

**T**his room was the clients' reading room, a place where they could cozy up with a good book. With soft, elegant furniture and a beautiful lake view, preserving the room's aesthetics would be a critical task. Electronics Design Group, Inc., discussed numerous options for the location of their media room, including the basement, but the lake view room was truly an ideal spot. The goal was to maintain a comfortable room for reading and relaxing and incorporate hidden technology within the décor.

Since the clients wanted to keep the room's orientation towards the lake view, EDG designed millwork around the windows to hide the screen and loudspeakers, creating a window seat effect. Subwoofers and L/R channels on each side of the screen are located behind decorative grille cloth, and the screen is hidden in the bridge across the top of the window. Mounted on a custom lift, the projector hides in the attic above when it is not in use. Surround channels are all in-wall design, while motorized blackout shades descend the room into darkness for daytime movie watching. One touch of the AMX controller and a motorized shade drops down behind the screen, and three others cover the windows. When the movie ends, the room quickly transforms back to a lake view sanctuary. ■






CINEMA







**Media Room**

Sony VPHG90 Projector  
Sony DVPS-7700 DVD  
Sony SLV-998 VHS HI-FI VCR  
Sony SAT-A3 DSS Receiver  
EDG Custom Rack Mount Game Jack  
Electrokinetics Custom Projector Lift  
Stewart Filmscreen Model "A" Electrascreen  
JBL Synthesis 3 System including:  
JBL S-650 Power Amplifier  
JBL S400 Power Amplifier  
JBL SDEC-2500 Digital EQ  
JBL SDP-2 Digital Sound Processor/Controller  
JBL 53ML/R Loudspeakers Left/Right  
JBL 53HC Loudspeakers Center  
JBL Syn2 Subwoofers  
Triad In-Wall Gold THX Surround Loudspeakers (4)  
Lutron HWV-KP-10 (as part of the Homeworks system)  
HWV-1000D (2)  
Somfy Shade Motors (4)  
EDG Custom Shade Control Box  
AMX Accent3 Integrated Access System  
AMX PCS  
AMX VSS2  
AMX REL-8